





British Values Progression Document


Learning Intent - Knowledge and how to be a good standing British Citizen

Democracy	EYFS	Year 1	Year 2	Year 3	Year 4	Year 5	Year 6
 <p>The diagram shows a handprint with five fingers. Each finger is labeled with a British Value: <ul style="list-style-type: none"> Index finger: Tolerance of Different Cultures & Religions (Tallest pointing to God) Middle finger: Rule of Law (Pointing) Ring finger: Democracy (Thumbs up at God) Small finger: Individual Liberty (Little one - me) Thumb: Mutual Respect (Wedding Finger) The text 'BRITISH VALUES' is written at the bottom of the handprint.</p>	<p>Express my opinion. Listen to others point of view. Begin to work in a team. Make simple choices.</p>	<p>Express and begin to justify my opinion. Listen and begin to understand others point of view. Work as a team and begin to understand the importance of teamwork. Make choices and understand people may make different choices.</p>	<p>Express and justify my opinion. Know mine and others' views count. Understand the importance of teamwork. Make choices and begin to understand and respect the democratic process. Ask and answer questions to help me form an opinion.</p>	<p>Start to understand the term democracy and why it is important. Say what makes a good leader. Take part in a fair vote Explore different ways to can express my opinions Take part in a Q& A to help form an informed decision.</p>	<p>Start to understand the term democracy and why it is important. Discuss attributes that lead a democracy Take part in a fair vote and say how a vote was made fair. Explore ways to express opinions and campaign for democratic change Take part in a Q & A and a debate showing a knowledge of argument, passion, fact and opinion.</p>	<p>Know what democracy is and why it is important. Write and deliver a short speech about ideas to improve life. Take part in a fair vote. Articulate Democracy in our school Community. Take part in a Q & A and a debate, delivering an argument with passion, fact and opinion.</p>	<p>Know what democracy is and why it is important in the wider community. Write and deliver a short speech about ideas to improve life, taking into account others views and opinions. Take part in a fair vote. Take part in a Q & A and a Debate powerfully delivering an argument with passion, fact and opinion. Explain how democracy has changed.</p>

St Patrick's Catholic Academy


With Jesus, we LOVE first, LIVE the Gospels and LEARN for life.

Rule of Law	EYFS	Year 1	Year 2	Year 3	Year 4	Year 5	Year 6
 <p>The graphic shows a handprint with five fingers, each representing a British Value: <ul style="list-style-type: none"> Index finger: Tolerance of Different Cultures & Religions (Text: 'Toldest pointing to God') Middle finger: Mutual Respect (Text: 'Wedding Finger') Ring finger: Individual Liberty (Text: 'Little one - me') Pinky finger: Democracy (Text: 'Thumbs up or down') Thumb: Rule of Law (Text: 'Footing') The text 'BRITISH VALUES' is written in blue at the bottom of the handprint.</p>	<p>Know what is right/wrong. Follow simple rules. Know I am a member of my community. Know who helps me in school and in the wider community.</p>	<p>Know what is right/wrong and can make right choices Follow rules and begin to explain why we have rules. Name different communities. Know who helps me in school and in the wider community.</p>	<p>Know what is right/wrong and can apply this in my life. Follow rules and understand the need for rules. Know everyone in a community has rights and responsibilities. Say if a rule is fair.</p>	<p>Follow and value rules. Understand there are different rules in different places. Explore and make rules, learning their value and purpose. Know everyone in a community has rights and responsibilities and understand the important of rules in different communities.</p>	<p>Follow and value rules. Explore and make rules, learning their value and purpose. Think thoughtfully about why rules are needed explaining this to someone else. Say why a rule is fair. Show respect for the law and the basis on which it is made.</p>	<p>Explain what Rule of Law is. Think about why we have the 'Rule of Law'. Explore different rules, learning their value and purpose. Say if there has been an injustice. Understand that living under the rule of law protects individuals.</p>	<p>Explain what Rule of Law is. Think about why we have the 'Rule of Law'. Explore different rules, learning their value and purpose. Suggest new rules and explain how they will make a community better. Explain why different places have different rules. Say if there has been an injustice and argue a point appropriately. Understand and appreciate the role of the Police in a democratic society.</p>

Mutual Respect and	EYFS	Year 1	Year 2	Year 3	Year 4	Year 5	Year 6
 <p data-bbox="107 606 235 635">Tolerance</p>	<p data-bbox="510 252 723 635">Know that there are similarities and differences between people. Know that people have things in common but everyone is unique. Say why I am special.</p>	<p data-bbox="741 252 954 997">Know that there are similarities and differences between people: likes, gender, appearance, abilities, families and cultural backgrounds. Know that people have things in common but everyone is unique. Identify and respect the similarities and differences between people.</p>	<p data-bbox="972 252 1184 1225">Know what mutual respect is. Know that there are similarities and differences between people: likes, gender, appearance, abilities, families and cultural backgrounds. Know that people have things in common but everyone is unique. Identify and respect the similarities and differences between people. Understand some cultural ways of life in Great Britain.</p>	<p data-bbox="1202 252 1415 667">Describe how to welcome people and practice being Welcoming. Think about what different people in Britain are like. Recognise own strengths. Show respect for other people's differences.</p>	<p data-bbox="1433 252 1646 930">Know what diversity is. Describe how to welcome people and practice being welcoming. Think about what different people in Britain are like. Recognise own strengths and appreciate strengths in others. Show respect for other people's differences and understand how people's lives may be different.</p>	<p data-bbox="1664 252 1877 834">Understand how all people are equal and different. Know what prejudicial or discriminatory behaviour is. Discuss differences between people. (Such as differences of faith, ethnicity, disability, gender or sexuality and differences of family situations.)</p>	<p data-bbox="1895 252 2107 1026">Know what tolerance is and why it is important. Understand how all people are equal and different. Challenge prejudicial or discriminatory behaviour. Discuss in depth the differences between people. (Such as differences of faith, ethnicity, disability, gender or sexuality and differences of family situations.)</p>

St Patrick's Catholic Academy

With Jesus, we LOVE first, LIVE the Gospels and LEARN for life.

Individual Liberty	EYFS	Year 1	Year 2	Year 3	Year 4	Year 5	Year 6
 <p>The diagram shows a handprint with five fingers, each representing a British Value: <ul style="list-style-type: none"> Index finger: Tolerance of Different Cultures & Religions (Tallest pointing to God) Middle finger: Mutual Respect (Wedding Finger) Ring finger: Individual Liberty (Little one - me) Little finger: Democracy (Thumbs up or down) Thumb: Rule of Law (Pointing) The text 'BRITISH VALUES' is written at the bottom of the handprint.</p>	<p>Develop an awareness of own needs and feelings. Talk about how I feel with support. Make Decisions.</p>	<p>Develop an awareness of own needs, views and feelings. Talk about how I feel. Begin to be sensitive to and respect the feelings of others. Make Decisions.</p>	<p>Develop an awareness of own needs, views and feelings. Talk about how I feel. Be sensitive to and respect the feelings of others. Make decisions and begin to understand the repercussions of choices. Understand I am responsible for my choices and behaviour.</p>	<p>Know what freedom is. Be aware of my own needs, views and feelings. Respect everyone's differences. Explore ways I am free to be me. Choose words to describe my individual personality. Consider the hopes and dreams we all have.</p>	<p>Know what freedom is. Be aware of my own needs, views and feelings. Respect everyone's differences. Explore ways I am free to be me. Choose words to describe my individual personality. Consider the hopes and dreams we all have. Celebrate the uniqueness of each individual and the power of being different. Understand ways to help others to be free to be themselves.</p>	<p>Explore the right to live in freedom and individual liberty. Explore the idea that we need to allow other people to have liberty. Understand that individual liberty has to be within the rules. Explore my own individual liberty. Understand the right to make changes.</p>	<p>Explore the right to live in freedom and individual liberty. Explore ways that others can be supported to live in freedom. Explore the UN Children's Rights. Explore my own individual liberty. Understand that I have the right to make changes and can use my skills to implement change.</p>