

Dear Parents/Carers,

Please find important information below regarding a Phonics Screening Assessment that your child will shortly be taking part in.

What is Phonics?

Children begin to learn phonics (sounds) in Early Years both Nursery and Reception. Once children begin learning sounds, these sounds are used orally to identify and make words. They will then begin to learn the letters which make each of the sounds and these are used to read and spell words. For this reason, the first initial sounds that are taught are 's', 'a', 't', 'p', 'i', 'n'. These can immediately be blended for reading to make simple CVC words (consonant, vowel, consonant) e.g. sat, pin. Children then develop segmenting for writing skills; breaking the word into sounds to spell it out.

What is the Phonics Screening Check?

Children in year 1 are required to undertake the phonics screening check.

The phonics screening check is designed to confirm whether individual children have learnt phonic decoding and blending skills to an appropriate standard.

The phonics screening check will take place in the week beginning 10th June. It is very important that your child attends school during this week.

Pupils who do not meet the expected standard will be expected to retake the check next year when they are in year 2.

What happens during the screening?

The test contains 40 words. Each child will sit one-to-one and read each word aloud to Miss Long. The test will take approximately 10 minutes per child, although all children are different and will complete the check at their own pace. The list of words the children read is a combination of 20 real words and 20 pseudo words (nonsense words).

The pseudo words will be shown to your child with a picture of an alien. This provides the children with a context for the pseudo word which is independent from any existing vocabulary they may have. Pseudo words are included because they will be new to all pupils; they do not favour children with a good vocabulary knowledge or visual memory of words.

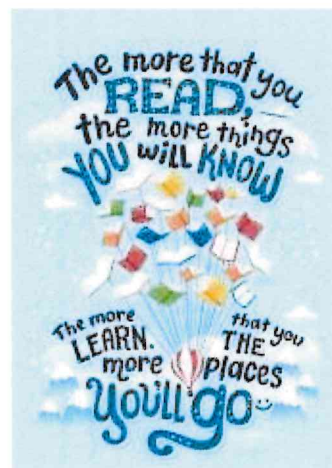
Will I find out my child's results?

School will communicate the outcome of the Phonics results to you in the end of year report in July.

How can I help my child at home?

The following are ways to help your child at home:

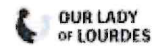
- Use the 'real' and 'nonsense' words attached and practice with your child. If they make a mistake, talk about what sounds the letters make and help them to try again





St Patrick's
Catholic Voluntary Academy

Love First. Live the Gospels. Learn for Life



e: adren@stpatricknottingham.sch.uk
t: 0115 915 2961
www.stpatricknottingham.sch.uk

- Play lots of sound and listening games with your child
- Read as much as possible to and with your child
- Encourage and praise – get them to have a 'good guess'
- If your child is struggling to decode a word, help them by encouraging them to say each sound in the word from left to right
- Blend the sounds by pointing to each one, e.g. /c/ in cat, /p/ in pat, /ng/ in sing, /ee/ in been
- Discuss the meaning of words if your child does not know what they have read.

Thank you for your continued support. If you have any queries, please contact the office.




















Miss Lane

Deputy Headteacher

Phonics Screening Practice List

Real Words			
t	chill	blank	s
	start	scribe	
l	best	phone	b
	grit	rusty	
	shin	dentist	
a	gang	starling	e
	week	day	
	hooks	slide	
h	strap	newt	r
	trains	finger	

Phonics Screening Practice List

Nonsense Alien Words	
steck 	bim 
hild 	vap 
quemp 	spron 
geck 	blurst 
ulf 	voo 
chom 	snemp 
tord 	fape 
thazz 	jound 
blan 	stroft 
tox 	terg 